

WASHOE COUNTY

"Dedicated To Excellence in Public Service"

www.washoecounty.us

CM/ACM _____
Finance _____
DA _____
Risk Mgt _____
HR _____
Other _____

STAFF REPORT

BOARD MEETING DATE: NOVEMBER 15, 2016

DATE: November 5, 2016
TO: Board of County Commissioners
FROM: Luanne Cutler, Registrar of Voters
(775) 328-3690, lcutler@washoecounty.us
SUBJECT: Declaration of Canvass of Vote and Order for 2016 General Election
(All Commission Districts.)

SUMMARY

Per NRS 293.387, the Board of County Commissioners shall canvass the vote of the November 8, 2016 General Election. (All Commission Districts)

BACKGROUND

NRS 293.387 requires the board of county commissioners to canvass the returns from elections held in the county. During this public meeting, the board has the opportunity for a review of the election results and the opportunity to note errors within the election results. After the board is satisfied it can declare the result presented represents the true vote cast. After the returns are canvassed, the board has the duty to direct the Washoe County Registrar of Voters to enter upon the records of the county an abstract of the result containing the number of votes cast for each candidate and to have the registrar certify the abstract. Approving the attached order satisfies that duty.

FISCAL IMPACT

None

RECOMMENDATION

Recommend the approval of the proposed Declaration of Canvass of Vote and Order for the 2016 General Election.

POSSIBLE MOTION

If the Board agrees with report of election, a possible motion might be..."I move to approve the Declaration of Canvass of Vote and Order for the 2016 General Election".

AGENDA ITEM # 5

Washoe County Board of County Commissioners
Declaration of Canvass of Vote and Order

WHEREAS, an election was held in Washoe County on November 8, 2016;

WHEREAS, the Washoe County Board of County Commissioners has convened a duly noticed public meeting on November 15, 2016 to canvass the vote of that election;

NOW THEREFORE, pursuant to NRS 293 of the Nevada Revised Statutes and NRS 293.032 and NRS 293.387 in particular, the Washoe County Board of County Commissioners determines, declares and orders as follows:

1. A review of the election results has been made by which any errors within the election results, if there were any, could be officially noted.
2. No clerical errors were discovered from the canvass and no resulting changes in the vote are necessary.
3. The official election results are hereby declared and the result declared represents the true votes cast.
4. The Washoe County Registrar of Voters is directed to enter upon the record of the Board an abstract of the results containing the number of votes cast for each candidate and shall certify the abstract.
5. Pursuant to this order hereby entered in the minutes of the Board, the Registrar shall copy the certified abstract and make a mechanized report of the abstract in compliance with regulations adopted by the Secretary of State and transmit them to the Secretary of State within seven working days after the election.

ADOPTED this 15th day of November, by the following vote:

AYES: _____
 NAYS: _____
 ABSENT: _____
 ABSTAIN: _____

Kitty Jung, Chair

ATTEST:

Nancy Parent, County Clerk

WAS_20161108_E

November 8, 2016

Summary Report

Washoe County

16 General Election Unofficial Final

Registration & Turnout	264,801	Voters	State Assembly Dist. 25	92/92	100.00%
Election Day Reporting Turnout	61,867	23.36%	DEM - Smith, Allen "Eli"	14,253	39.37%
Absentee Reporting Turnout	18,163	6.86%	REP - Tolles, Jill	21,950	60.63%
Early Vote Reporting Turnout	129,738	48.99%	Total ...	36,203	100.00%
Mail-In Reporting Turnout	519	0.20%			
Total ...	210,287	79.41%	State Assembly Dist. 26	71/71	100.00%
			REP - Krasner, Lisa	30,682	100.00%
			Total ...	30,682	100.00%
President/Vice President of the US	456/456	100.00%	State Assembly Dist. 27	62/62	100.00%
IAP - Castle, Darrell	969	0.46%	DEM - Benitez-Thompson, Teresa	15,080	56.56%
DEM - Clinton, Hillary	97,379	46.39%	REP - Weber, Bonnie	11,582	43.44%
NPP - De La Fuente, Roque "Rocky"	450	0.21%	Total ...	26,662	100.00%
LPN - Johnson, Gary	9,284	4.42%			
REP - Trump, Donald J.	94,758	45.14%	State Assembly Dist. 30	62/62	100.00%
NP - NONE OF THESE CANDIDATES	7,069	3.37%	REP - Scott, Lauren	9,881	42.13%
Total ...	209,909	100.00%	DEM - Sprinkle, Michael	13,572	57.87%
			Total ...	23,453	100.00%
U.S. Senator-2016	454/454	100.00%	State Assembly Dist. 31	60/60	100.00%
DEM - Cortez Masto, Catherine	95,750	46.04%	DEM - Daly, Richard "Skip"	15,816	50.06%
NPP - Gumina, Tony	1,506	0.72%	REP - Dickman, Jill	15,778	49.94%
REP - Heck, Joe	97,433	46.85%	Total ...	31,594	100.00%
IAP - Jones, Tom	2,553	1.23%			
NPP - Sawyer, Thomas "Tom"	2,453	1.18%	State Assembly Dist. 32	43/43	100.00%
NPP - Williams, Jarrod M.	1,198	0.58%	REP - Hansen, Ira	11,628	100.00%
NP - NONE OF THESE CANDIDATES	7,064	3.40%	Total ...	11,628	100.00%
Total ...	207,957	100.00%			
			State Assembly Dist. 40	17/17	100.00%
Rep in Congress, District 2	454/454	100.00%	DEM - Greedy, Michael L.	2,000	32.58%
REP - Amodei, Mark E.	104,792	52.16%	REP - Kramer, Al	3,750	61.09%
DEM - Evans, H. D. "Chip"	87,262	43.44%	IAP - Wagner, John	388	6.32%
IAP - Everhart, John H.	5,036	2.51%	Total ...	6,138	100.00%
NPP - Knight, Drew	3,808	1.90%			
Total ...	200,898	100.00%	County Commissioner District 1	84/84	100.00%
			REP - Berkbigler, Marsha	24,457	55.26%
State Senate District 13	107/107	100.00%	DEM - Hooper, Levi	19,798	44.74%
REP - Bailey, Kent	15,811	34.75%	Total ...	44,255	100.00%
LPN - Jacobs, Brandon	2,406	5.29%			
DEM - Ratti, Julia	27,280	59.96%	County Commissioner District 4	75/75	100.00%
Total ...	45,497	100.00%	REP - Hartung, Vaughn	37,275	100.00%
			Total ...	37,275	100.00%
State Senate District 15	154/154	100.00%			
LPN - Colborne, David	3,266	5.11%	Justice Sup Crt Seat A	452/452	100.00%
REP - Gansert, Heidi S.	33,822	52.96%	NP - Hardesty, Jim	145,377	79.13%
DEM - Reese, Devon Thomas	26,773	41.92%	NP - NONE OF THESE CANDIDATES	38,333	20.87%
Total ...	63,861	100.00%	Total ...	183,710	100.00%
State Assembly Dist. 24	45/45	100.00%			
DEM - Joiner, Amber	15,227	70.40%			
REP - Riger Sr., Jim	6,401	29.60%			
Total ...	21,628	100.00%			

WAS_20161108_E

November 8, 2016

Summary Report

Washoe County

16 General Election Unofficial Final

Justice Sup Crt Seat E	452/452	100.00%
NP - Parraguirre, Ron D.	139,060	76.68%
NP - NONE OF THESE CANDIDATES	42,280	23.32%
Total ...	181,340	100.00%

Court of Appeals Judge, Dept. 1	452/452	100.00%
NP - Tao, Jerry	136,040	75.65%
NP - NONE OF THESE CANDIDATES	43,796	24.35%
Total ...	179,836	100.00%

Court of Appeals Judge, Dept. 2	452/452	100.00%
NP - Gibbons, Michael	139,624	77.61%
NP - NONE OF THESE CANDIDATES	40,290	22.39%
Total ...	179,914	100.00%

Court of Appeals Judge, Dept. 3	452/452	100.00%
NP - Silver, Abbi	136,183	76.23%
NP - NONE OF THESE CANDIDATES	42,456	23.77%
Total ...	178,639	100.00%

State Bd. Of Education Dist. 2	452/452	100.00%
NP - Carter, David W.	87,741	51.88%
NP - Hickey, Pat	81,369	48.12%
Total ...	169,110	100.00%

Regent, Univ of Nevada, Dist 9	16/16	100.00%
NP - Del Carlo, Carol	2,918	45.68%
NP - Lafrance, Sara	3,470	54.32%
Total ...	6,388	100.00%

School Board Trustee Dst C	98/98	100.00%
NP - Elser, Allen	3,464	10.27%
NP - Evans, Carol Alice	6,351	18.83%
NP - Feemster, Debra	9,883	29.30%
NP - Hudson, Greg	6,690	19.84%
NP - Stevens, Leonard "Len"	7,337	21.76%
Total ...	33,725	100.00%

School Board Trustee Dst D	76/76	100.00%
NP - Grein, Kenneth W.	14,281	44.77%
NP - Raymond, Malena	17,615	55.23%
Total ...	31,896	100.00%

School Board Trustee Dst G-AL	247/247	100.00%
NP - Holland, Katy Simon	56,055	61.48%
NP - Horn, Bill	35,127	38.52%
Total ...	91,182	100.00%

GERLACH Gen Imp Dst -vote for 4	1/1	100.00%
NP - Barlow, Bobbie	53	20.46%

GERLACH Gen Imp Dst -vote for 4 (cont)	1/1	100.00%
NP - Carter, John	63	24.32%
NP - Conley, Judy L.	58	22.39%
NP - Gambrell, Elisabeth "Schatzi"	14	5.41%
NP - Hall, Cameron	32	12.36%
NP - Mott, Danny	39	15.06%
Total ...	259	100.00%

INCLINE VILLAGE Gen Imp Dst -vote for :	10/10	100.00%
NP - Dent, Matthew	3,290	25.31%
NP - Horan, Philip	2,693	20.72%
NP - Longshore, Paul R.	1,163	8.95%
NP - Miller, Judy	1,570	12.08%
NP - Morris, Peter W.	2,484	19.11%
NP - Olmer, Robert J.	1,797	13.83%
Total ...	12,997	100.00%

SUN VALLEY Gen Imp Dst -vote for 3	14/14	100.00%
NP - Barstow, Joseph D.	2,733	25.06%
NP - Elliott, Garth T.	2,752	25.23%
NP - Ortiz, Carmen	2,849	26.12%
NP - Rider, Michael	2,573	23.59%
Total ...	10,907	100.00%

NORTH LAKE TAHOE Fire Protection Dst	10/10	100.00%
NP - Bremer, Denise A.	2,553	22.49%
NP - Costalupes, Jim	2,865	25.24%
NP - Herron, Susan A.	2,969	26.15%
NP - McKay, Greg	2,966	26.13%
Total ...	11,353	100.00%

GEN RENO Council Ward 1	197/197	100.00%
NP - Brekhus, Jenny	48,095	53.43%
NP - Salcido, Victor	41,924	46.57%
Total ...	90,019	100.00%

GEN RENO Council Ward 3	197/197	100.00%
NP - Delgado, Oscar	80,994	100.00%
Total ...	80,994	100.00%

GEN RENO Council Ward 5	197/197	100.00%
NP - Jardon, Neoma	78,625	100.00%
Total ...	78,625	100.00%

RENO City Council - AL	197/197	100.00%
NP - Bobzien, David	57,825	68.12%
NP - Kumar, Sam	27,056	31.88%
Total ...	84,881	100.00%

WAS_20161108_E

November 8, 2016

Summary Report

Washoe County

16 General Election Unofficial Final

RENO Municipal Court Judge Dept. 2-6y	197/197 100.00%	STATE QUESTION NO. 4	452/452 100.00%
NP - O'Neill, Shelly	48,400 56.66%	YES	140,581 70.35%
NP - Woodman, Charles	37,015 43.34%	NO	59,247 29.65%
Total ...	85,415 100.00%	Total ...	199,828 100.00%
RENO Municipal Court Judge Dept. 3-6y	197/197 100.00%	WASHOE QUESTION 1	452/452 100.00%
NP - Holmes, Dorothy Nash	78,962 100.00%	YES	115,745 56.39%
Total ...	78,962 100.00%	NO	89,526 43.61%
		Total ...	205,271 100.00%
RENO Municipal Court Judge Dept. 4-6y	197/197 100.00%		
NP - Riggs, Tammy M.	73,824 100.00%		
Total ...	73,824 100.00%		
GEN SPARKS Council Ward 1	66/66 100.00%		
NP - Abbott, Donald	18,666 50.88%		
NP - Lopez, Denise	18,017 49.12%		
Total ...	36,683 100.00%		
GEN SPARKS Council Ward 3	66/66 100.00%		
NP - Rhoads, John	12,414 34.65%		
NP - Smith, Ron	23,411 65.35%		
Total ...	35,825 100.00%		
GEN SPARKS Council Ward 5	66/66 100.00%		
NP - Dahir, Kristopher	18,240 51.38%		
NP - Walter, John	17,258 48.62%		
Total ...	35,498 100.00%		
SPARKS Justice of the Peace, Dept. 3	125/125 100.00%		
NP - Lee, Matt	22,368 43.19%		
NP - Longley, Jessica	29,426 56.81%		
Total ...	51,794 100.00%		
STATE QUESTION NO. 1	452/452 100.00%		
YES	94,320 45.66%		
NO	112,234 54.34%		
Total ...	206,554 100.00%		
STATE QUESTION NO. 2	452/452 100.00%		
YES	111,249 53.86%		
NO	95,308 46.14%		
Total ...	206,557 100.00%		
STATE QUESTION NO. 3	452/452 100.00%		
YES	133,765 66.26%		
NO	68,103 33.74%		
Total ...	201,868 100.00%		

2016 GENERAL ELECTION

NOVEMBER 8, 2016





FAST FACTS

BETWEEN SEPTEMBER 1 AND NOVEMBER 1
OUR DEPARTMENT PROCESSED ALMOST
51,000 VOTER REGISTRATIONS
RELATED TRANSACTIONS



ELECTION FAST FACTS

- **264,801 REGISTERED VOTERS**
 - 39,456 more than 2014 General
-  **DEMOCRATS – 95,072**
-  **REPUBLICANS – 98,500**
- **MINOR PARTY AND NONPARTISAN – 71,229**
 - 27% of those registered




ELECTION FAST FACTS (CONT'D)

Of those who voted:

- **EARLY VOTERS – 129,738 - 62%**
- **ABSENTEE/MAIL-IN VOTERS – 18,682 - 9%**
- **ELECTION DAY – 61,867 - 29%**

TOTAL TURNOUT

210,287 - 79%



© Innpdesignstudio · www.ClipartOf.com 226258



ELECTION FAST FACTS (CONT'D)

- 225 EDGE TOUCH-SCREEN VOTING MACHINES USED FOR EARLY VOTING (20 Back ups)
- 140 EARLY VOTING WORKERS HIRED



ELECTION FAST FACTS (CONT'D)

- 1,086 EDGE TOUCH-SCREEN VOTING MACHINES USED FOR ELECTION DAY (40 Back ups)
- 679 POLLING PLACE WORKERS HIRED FOR ELECTION DAY



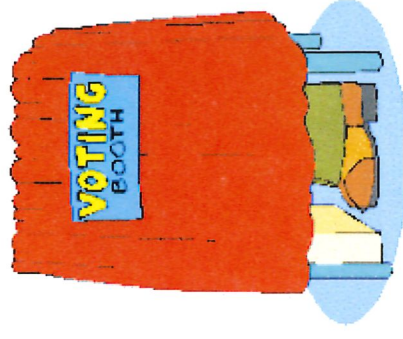
ELECTION FAST FACTS (CONT'D)

- **45 COUNTY EMPLOYEES
WORKED AT THE POLLS**
- **8 COUNTY EMPLOYEES WORKED
IN THE FIELD**
- **4 COUNTY EMPLOYEES WORKED
IN CALL CENTER**



ELECTION FAST FACTS (CONT'D)

- 23 EARLY VOTING LOCATIONS
 - 129,738 voters
- 86 ELECTION DAY POLLING PLACES
 - 61,867 voters



SO.....WHY THE DELAY?

- **Three little reasonscartridge #s 32900, 32982, 33412**
 - 509 votes contained on those three cartridges, unable to upload from hard drive, manually input results – initially Reno/Sparks City Clerks and TS for election night summary
 - validated with Dominion and manually put into system on 11/10/16
- Results did not change
- Special thanks to Ashley Turney, Teresa Gardner and Paul Burr



POST-ELECTION ACTIVITY

- PROVISIONAL BALLOTS HAVE BEEN PROCESSED - Able to count 627 of 1056
- POST ELECTION AUDIT COMPLETED FRIDAY, NOV 11, 2016 BY OUR CERTIFICATION BOARD
- NO UNEXPLAINED ERRORS FOUND DURING THE RECONCILIATION PROCESS
- FINAL ABSTRACT PRINTED
- VOTING HISTORY HAS BEEN POSTED



Certification Board

- **Mandated by NRS 293B.140, Washoe County has a team of three citizens who serve as the Accuracy Certification Board and observe voting equipment testing, serve as our eyes in the field and assist with a number of our processes. This Board also runs our post-election VVPAT Audit which is the ultimate test of machine accuracy.**



VVPAT AUDIT

OFFICIAL PAPER RECORD

Date 06/14/2016
Poll Site
Yvonne Shaw Middle School

Polling Place ID
80
PRIMARY ELECTION BALLOT
WASHOE COUNTY, NEVADA
JUNE 14, 2016

7415 (41 REP)
UNITED STATES SENATOR
Angie Sharron
CO COMMISSION DIST 4
Hartung, Vaughn
REGENT UNR DIST 11
Geddes, Jason
JUST OF THE PEACE DEPT 2
Higgins, Kevin

***** End *****

Accepted

S/N 33903



Edge Voting Machines were audited by the Accuracy Certification Board (ACB) on Friday, November 11, 2016. The VVPAT Audit (NAC 293.255) requires that at least 2% of Voting Machine's Paper Audit Trails be reviewed.

Our ACB audited 27. This is done by scanning the barcode on the bottom of each voter's copy of his votes. Those are totaled and compared to the print-out from the voting machine cartridge. The ACB also reviews at least two sets of votes visually and compares to make certain the barcode at the bottom of each voter's choices is being accurately reflected. No errors were found.



Certification Board Members

- **Greg Neuweiler**
 - **Bob Legoy**
 - **Jean Stoess**
 - **Volunteer from the City of Sparks,
IT Manager, Steve Davidek**
- All have served for many years. There is NO substitute for experience!



WHAT'S IN THE IMMEDIATE FUTURE?

•PETITION VERIFICATION

STATEWIDE AUTOMATIC VOTER
REGISTRATION PETITION
TURNED IN ON ELECTION
DAY – over 19,000 SIGNATURES



WHAT'S IN THE IMMEDIATE FUTURE?

- **RECOUNT FOR ASSEMBLY DISTRICT 31**
 - MARGIN OF 38 VOTES
 - MUST BE STARTED WITHIN 5 DAYS OF REQUEST – MUST BE COMPLETED WITHIN 5 DAYS OF START
 - MUST BE CANVASSED WITHIN 5 WORKING DAYS OF COMPLETION



ELECTION DAY DOCUMENTS

▪ **OVER 7,500 VOTER UPDATE FORMS CAME
BACK FROM THE POLLS**

and

▪ **OVER 2,500 NEW VOTER REGISTRATION
FORMS CAME BACK FROM THE POLLS**



Staff Introductions

- ★ **Deanna Spikula – Asst. Registrar of Voters**
- ★ **Cate Salim – Equipment and Supply Manager**
- ★ **Heather Carmen – Poll Worker Recruiter and Trainer**
- ★ **Sara Warr – Absent Ballot Coordinator**
- ★ **Jon Brown – Front Office and Correspondence Manager**
- ★ **Brian Takemoto – Technology Services**




Special Thanks

▪ **Special note of thanks to the Washoe County District Attorney's Office for support that required a more active role than many election years**

★ **Herb Kaplan (Primary Rep)**

★ **Paul Lipparelli**

★ **Michael Large**



Thank you

- Washoe County's 57 employees who volunteered on Election Day (and those who stayed behind to keep offices functioning), Washoe County Sheriff's Office, Washoe County's TS Dept and Washoe County's Management and Communication Teams all deserve extra credit for their assistance with this election.



Thank you

- There wouldn't be an election without our dedicated pollworkers....here are just a few:



Questions?

