



WASHOE COUNTY

"Dedicated To Excellence in Public Service"

www.co.washoe.nv.us

STAFF REPORT BOARD MEETING DATE: JUNE 21, 2016

CM/ACM _____
Finance _____
DA _____
Risk Mgt. _____
HR _____
Other _____

DATE: June 20, 2016
TO: Board of County Commissioners
FROM: Luanne Cutler, Registrar of Voters
(775) 328-3690, lcutler@washoecounty.us
SUBJECT: Declaration of Canvass of Vote and Order for 2016 Primary Election
(All Commission Districts.)

SUMMARY

Per NRS 293.387, the Board of County Commissioners shall canvass the vote of the June 14, 2016 Primary Election. (All Commission Districts)

BACKGROUND

NRS 293.387 requires the board of county commissioners to canvass the returns from elections held in the county. During this public meeting, the board has the opportunity for a review of the election results and the opportunity to note errors within the election results. After the board is satisfied it can declare the result presented represents the true vote cast. After the returns are canvassed, the board has the duty to direct the Washoe County Registrar of Voters to enter upon the records of the county an abstract of the result containing the number of votes cast for each candidate and to have the registrar certify the abstract. Approving the attached order satisfies that duty.

FISCAL IMPACT

None.

RECOMMENDATION

Recommend the approval of the proposed Declaration of Canvass of Vote and Order for the 2016 Primary Election.

POSSIBLE MOTION

If the Board agrees with staff, a possible motion might be...."I move to approve the Declaration of Canvass of Vote and Order for the 2016 Primary Election".

Washoe County Board of County Commissioners
Declaration of Canvass of Vote and Order

WHEREAS, an election was held in Washoe County on June 14, 2016;

WHEREAS, the Washoe County Board of County Commissioners has convened a duly noticed public meeting on June 21, 2016 to canvass the vote of that election;

NOW THEREFORE, pursuant to NRS 293 of the Nevada Revised Statutes and NRS 293.032 and NRS 293.387 in particular, the Washoe County Board of County Commissioners determines, declares and orders as follows:

1. A review of the election results has been made by which any errors within the election results, if there were any, could be officially noted.
2. No clerical errors were discovered from the canvass and no resulting changes in the vote are necessary.
3. The official election results are hereby declared and the result declared represents the true votes cast.
4. The Washoe County Registrar of Voters is directed to enter upon the record of the Board an abstract of the results containing the number of votes cast for each candidate and shall certify the abstract.
5. Pursuant to this order hereby entered in the minutes of the Board, the Registrar shall copy the certified abstract and make a mechanized report of the abstract in compliance with regulations adopted by the Secretary of State and transmit them to the Secretary of State within seven working days after the election.

ADOPTED this 21st day of June, by the following vote:

AYES: _____
 NAYS: _____
 ABSENT: _____
 ABSTAIN: _____

Kitty Jung, Chair

ATTEST:

Nancy Parent, County Clerk

2016 PRIMARY ELECTION

June 14, 2016

Summary Report

Washoe County

Unofficial Final Results

Nonpartisan Registration & Turnout	59,589	Voters	REP - U.S. Senator (cont'd...)	454/454	100.00%
Election Day Reporting Turnout	2,139	3.59%	Tarbell, Bill	314	1.17%
Absentee Reporting Turnout	571	0.96%	NONE OF THESE CANDIDATES	908	3.39%
Early Vote Reporting Turnout	2,285	3.83%	Total ...	26,749	100.00%
Mail-In Reporting Turnout	22	0.04%			
Total ...	5,017	8.42%	REP - State Senate District 13	107/107	100.00%
Democratic Registration & Turnout	88,141	Voters	Bailey, Kent	2,499	69.94%
Election Day Reporting Turnout	8,471	9.61%	Brockelsby, Samantha "Sammy B"	1,074	30.06%
Absentee Reporting Turnout	1,539	1.75%	Total ...	3,573	100.00%
Early Vote Reporting Turnout	10,058	11.41%			
Mail-In Reporting Turnout	68	0.08%	REP - State Senate District 15	154/154	100.00%
Total ...	20,136	22.85%	Gansert, Heidi S.	5,105	56.91%
			Hoover, Eugene	3,866	43.09%
			Total ...	8,971	100.00%
Republican Registration & Turnout	93,455	Voters	REP - State Assembly Dist. 25	92/92	100.00%
Election Day Reporting Turnout	11,695	12.51%	Jamison, Clint	619	10.19%
Absentee Reporting Turnout	2,348	2.51%	King, Kime	420	6.92%
Early Vote Reporting Turnout	12,736	13.63%	Terhune, Jennifer	1,726	28.43%
Mail-In Reporting Turnout	144	0.15%	Tolles, Jill	3,307	54.46%
Total ...	26,923	28.81%	Total ...	6,072	100.00%
			REP - State Assembly Dist. 26	71/71	100.00%
Registration & Turnout	241,185	Voters	Guinasso, Jason	2,784	44.67%
Election Day Reporting Turnout	22,305	9.25%	Krasner, Lisa	3,448	55.33%
Absentee Reporting Turnout	4,458	1.85%	Total ...	6,232	100.00%
Early Vote Reporting Turnout	25,079	10.40%			
Mail-In Reporting Turnout	234	0.10%	REP - State Assembly Dist. 40	17/17	100.00%
Total ...	52,076	21.59%	England, Sam	521	48.51%
			Forbush, Chris	96	8.94%
DEM - U.S. Senator	454/454	100.00%	Kramer, Al	201	18.72%
Cortez Masto, Catherine	16,871	84.38%	ONeill, Philip "PK"	256	23.84%
Mahendra, Bobby	564	2.82%	Total ...	1,074	100.00%
O'Briant, Liddo Susan	760	3.80%			
Rheinhardt, Allen	982	4.91%	REP - County Commissioner District 4	75/75	100.00%
NONE OF THESE CANDIDATES	818	4.09%	Hartung, Vaughn	3,319	54.96%
Total ...	19,995	100.00%	Washington, Maurice	2,720	45.04%
			Total ...	6,039	100.00%
DEM - Rep in Congress, District 2	454/454	100.00%	Regent, Univ of Nevada, Dist 11	209/209	100.00%
Alm, Vance	3,548	19.82%	Geddes, Jason	17,269	100.00%
Evans, H. D. "Chip"	8,291	46.31%	Total ...	17,269	100.00%
Shepherd, Rick	6,063	33.87%			
Total ...	17,902	100.00%	School Board Trustee Dst A	114/114	100.00%
			Doenges, Colleen	2,551	21.11%
REP - U.S. Senator	454/454	100.00%	Kelley, Scott	6,563	54.31%
Angle, Sharron	8,263	30.89%	Richardson, Dale	2,971	24.58%
Davis, D'Nese	339	1.27%	Total ...	12,085	100.00%
Hamilton, Eddie	375	1.40%			
Heck, Joe	15,383	57.51%			
Heck, Thomas "SAD Tom"	892	3.33%			
Leeds, Robert X.	115	0.43%			
Poliak, Carlo "Mazunga"	51	0.19%			
Preble, Juston J.	109	0.41%			

2016 PRIMARY ELECTION

June 14, 2016

Summary Report

Washoe County

Unofficial Final Results

School Board Trustee Dst D	76/76 100.00%	RENO City Council - AL (cont'd...)	197/197 100.00%
Grein, Kenneth W.	2,661 26.17%	Lewis, James "Jim"	2,557 10.95%
Hacker, Lauren	611 6.01%		
Little-Bolotin, Kathleen	1,335 13.13%	Total ...	23,350 100.00%
Marquez, Brock	723 7.11%	RENO Municipal Court Judge Dept. 2	197/197 100.00%
Raymond, Malena	2,561 25.18%	Conway, Cotter	3,304 14.21%
Reese, Emily	2,278 22.40%	O'Neill, Shelly	6,776 29.15%
Total ...	10,169 100.00%	Sotelo, Henry	4,428 19.05%
		Woodman, Charles	8,738 37.59%
School Board Trustee Dst E	93/93 100.00%	Total ...	23,246 100.00%
Ledon, Carlos	908 10.67%	PRI SPARKS City Council, Ward 1	12/12 100.00%
Taylor, Angie	4,496 52.85%	Abbott, Donald	322 25.25%
Ward, Paula	3,103 36.48%	Khan, Adam	254 19.92%
Total ...	8,507 100.00%	Lopez, Denise	699 54.82%
		Total ...	1,275 100.00%
School Board Trustee Dst G-AL	247/247 100.00%	SPARKS Justice of the Peace, Dept. 2	125/125 100.00%
DeSilva, David	1,998 7.57%	Higgins, Kevin	12,493 100.00%
Holland, Katy Simon	11,386 43.14%	Total ...	12,493 100.00%
Horn, Bill	5,189 19.66%	RENO-VERDI JP, Dept. 2	310/310 100.00%
Hudson, Greg	2,409 9.13%	Sferrazza, Pete	28,156 100.00%
Lehmann, Helm	1,101 4.17%	Total ...	28,156 100.00%
Mieras, Mike	1,727 6.54%	RENO-VERDI JP, Dept. 3	310/310 100.00%
Millerick, Michael J.	1,426 5.40%	Sullivan, Ryan Katherine	28,626 100.00%
Milon, John "Jack"	1,157 4.38%	Total ...	28,626 100.00%
Total ...	26,393 100.00%	RENO-VERDI JP, Dept. 4	310/310 100.00%
		Pearson, Scott E.	28,621 100.00%
Incline Village GID-vote for 3	10/10 100.00%	Total ...	28,621 100.00%
Dent, Matthew	530 11.28%	RENO-VERDI JP, Dept. 5	310/310 100.00%
Horan, Philip	932 19.84%	Clifton, David W.	28,586 100.00%
King, Steve	291 6.19%	Total ...	28,586 100.00%
Longshore, Paul R.	354 7.54%		
Miller, Judy	511 10.88%		
Morris, Peter W.	686 14.60%		
Olmer, Robert J.	529 11.26%		
Price, Benecia	348 7.41%		
Thomason, Steven	190 4.04%		
Wright, Frank L.	327 6.96%		
Total ...	4,698 100.00%		
PRI RENO City Council, Ward 1	41/41 100.00%		
Brekhus, Jenny	3,842 53.63%		
Salcido, Victor	2,833 39.54%		
VanGogh, Richard "Rich"	489 6.83%		
Total ...	7,164 100.00%		
RENO City Council - AL	197/197 100.00%		
Bobzien, David	14,774 63.27%		
Dehne, Sam	2,350 10.06%		
Kumar, Sam	3,669 15.71%		

2016 PRIMARY ELECTION



JUNE 14, 2016





FAST FACTS

- **241,313 REGISTERED VOTERS**
 - 23,792 more than 2014 Primary
- **DEMOCRATS – 88,173**
- **REPUBLICANS – 93,521**
- **MINOR PARTY AND NONPARTISAN – 59,619**
 - nearly 25% of those registered



FAST FACTS (CONT'D)


- **TOTAL TURNOUT – 52,039 – 21.58%**
-  **DEMOCRATIC TURNOUT – 20,116 – 22.82%**
-  **REPUBLICAN TURNOUT – 26,906 – 28.79%**
- **MINOR PARTY AND NONPARTISAN TURNOUT – 5,017 – 8.42%**



FAST FACTS (CONT'D)

Of those who voted:

- **EARLY VOTERS – 48%**
- **ABSENTEE VOTERS – 9%**
- **ELECTION DAY – 43%**



FAST FACTS (CONT'D)

- **280 EDGE TOUCH-SCREEN VOTING MACHINES USED FOR EARLY VOTING (20 Back ups)**
 - 92 EARLY VOTING WORKERS HIRED



FAST FACTS (CONT'D)

- **834 EDGE TOUCH-SCREEN VOTING MACHINES USED FOR ELECTION DAY (40 Back ups)**
 - 507 POLLING PLACE WORKERS HIRED FOR ELECTION DAY



FAST FACTS (CONT'D)

- **61 COUNTY EMPLOYEES WORKED AT THE POLLS**
- **8 COUNTY EMPLOYEES WORKED IN THE FIELD**
- **4 COUNTY EMPLOYEES WORKED IN CALL CENTER**



FAST FACTS (CONT'D)

- **78 ELECTION DAY POLLING PLACES**
 - Not finalized but expecting 3-5 additional for General Election
- **21 EARLY VOTING LOCATIONS**
 - One more to be added for the General Election - UNR



POST-ELECTION ACTIVITY

- **PROVISIONAL BALLOTS HAVE BEEN PROCESSED - Able to count 37 of 41**
- **POST ELECTION AUDIT COMPLETED FRIDAY, JUNE 17 BY OUR CERTIFICATION BOARD**
- **RECONCILIATION FINISHED - NO UNEXPLAINED ERRORS FOUND**
- **FINAL ABSTRACT PRINTED**
- **VOTING HISTORY HAS BEEN POSTED**



VVPAT AUDIT

- 32956 – Depoali Middle School
- 33226 – Kate Smith Elem School
- 33903 – Yvonne Shaw Middle School
- 33036 – Faith Lutheran Church
- 33514 – Sun Valley GID
- 33102 – Hunsberger Elem School
- 33278 – Moss Elem School
- 33154 – First Baptist Church of Sparks
- 33479 – South Valleys Library
- 33509 – Sun Valley Neighborhood Center
- 33370 – Peavine Elem School
- 33873 – Westbrook Comm Center
- 32890 – Aspen Lodge at Sierra Canyon
- 33879 – Whitehead Elem School
- 33494 – South Reno Athletic Club
- 33474 – Spanish Springs Elem School
- 33066 – Double Diamond Elem School
- 32871 – Aspen Gove Comm Center
- 33113 – Hug High School
- 33412 – Sepulveda Elem School
- 51809 – Van Gorder Elem School
- 51793 – Palmer Elem School
- 33041 – Evelyn Mount NE Comm Center
- 51801 – Galena High School
- 33123 – Hidden Valley Elem School



VVPAT AUDIT (cont'd)

OFFICIAL PAPER RECORD

Date 06/14/2016
Poll Site
Yvonne Shaw Middle Schoo

Polling Place ID
8U
PRIMARY ELECTION BALLOT
WASHOE COUNTY, NEVADA
JUNE 14, 2016

7415 (41 REP)
UNITED STATES SENATOR
Angle, Sharron
CO COMMISSION DIST 4
Hartung, Vaughn
REGENT UNR DIST 11
Geddes, Jason
JUST OF THE PEACE DEPT 2
Higgins, Kevin

***** End *****

Accepted

S/N 33903



All of the Edge Voting Machines listed were audited by the Accuracy Certification Board (ACB) on Friday, June 17. The VVPAT Audit (NAC 293.255) requires that at least 20 Voting Machine's Paper Audit Trails be reviewed. Our ACB chose to audit 25. This is done by scanning the barcode on the bottom of each voter's copy of his votes. Those are totaled and compared to the print-out from the voting machine cartridge. The ACB also reviews at least two sets of votes visually and compares to make certain the barcode at the bottom of each voter's choices is being accurately reflected. No errors were found.



AREAS UNDER REVIEW

- **Recruit more early voting workers**
- **Refine method of hiring**
 - **Will be conducting in-person interviews**



AREAS UNDER REVIEW

Your polling place may have changed. Always check the back of your Sample Ballot for your assigned polling place.

Your assigned Polling Place and Precinct Number appear on the back cover of this Sample Ballot. Take this Sample Ballot with you when you go to vote.

Official 2016
Primary Election Sample Ballot
Election Day Tuesday June 14, 2016

Polls Open 7:00 A.M. to 7:00 P.M.



Pleased with new vendor – introduced to us by Don Jassel

Work with vendor to clear up bar code on back of sample ballot – much easier for pollworkers considering the volume of voters they will see in November



New Legislation

SB 499 Major party has two or more candidates for an office, must be a primary election regardless of whether there are any minor political party or independent candidates for the office – new law applied to two races in Washoe County

AB 94 Sample Ballot opt-out begins – soft launch for Primary Election – system worked well

- Long-term this will be a tremendous opportunity for cost and environmental savings



WHAT'S NEXT?

- **NOVEMBER 8, 2016 GENERAL ELECTION**

- Expect close to record turn-out
 - Highest to date in 1980 – 85%
- More focus on security and educating poll workers about what to watch for
- More “zen” training – tips for handling observers



Staff Introductions

- **Cate Salim** – Equipment and Supply Manager
- **Heather Carmen** – Poll Worker Recruiter and Trainer
- **Sara Warr** – Absent Ballot Coordinator
- **Deanna Spikula** – Master of all things needed to get the Registrar through the election
- **Jon Brown** – Front Office and Correspondence Manager
- **Brian Takemoto** – Technology/Epitome of Endurance



Thank you

- There is no end to the number of people who, as in all elections, have helped this small department of six manage an election for 241,000 registered voters
- It truly does – take a village

